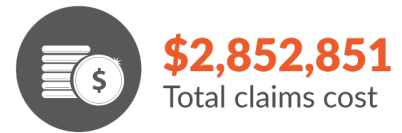
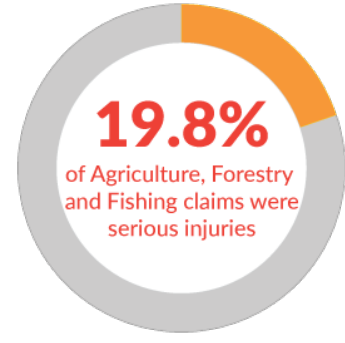


Statistics snapshot

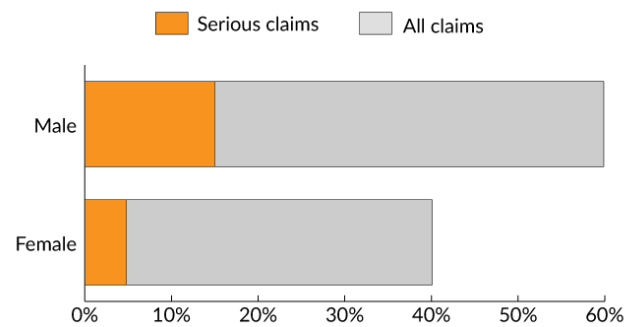
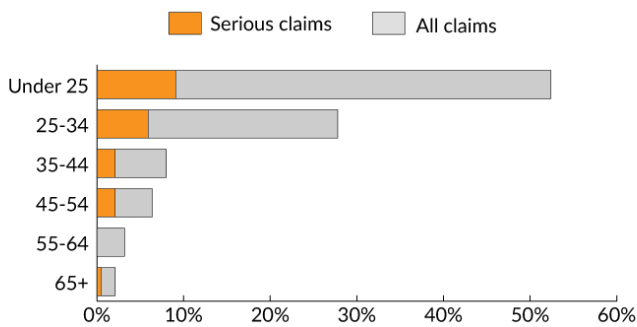
2022-23 Work health and safety statistics – Agriculture, forestry and fishing

Key injury claims information



* Claims where the worker needed at least one week of due to their injuries are considered serious injuries.

Injury claims by age and gender



Main occupations seriously injured



Main industry sub-groups by serious injury claims



67.6%
Beef Cattle Farming



8.1%
Services to Forestry

Main mechanisms of serious injury



40.5%
Being hit by
moving object



32.4%
Falls, trips and
slips of a person



10.8%
Body stressing

Break down by main mechanisms of serious injury

Being hit by moving objects

The main three injury groups resulting from being hit by moving objects were:



46.7%
Wounds, lacerations, amputations
and internal organ damage



33.3%
Traumatic joint/ligament and
muscle/tendon injury



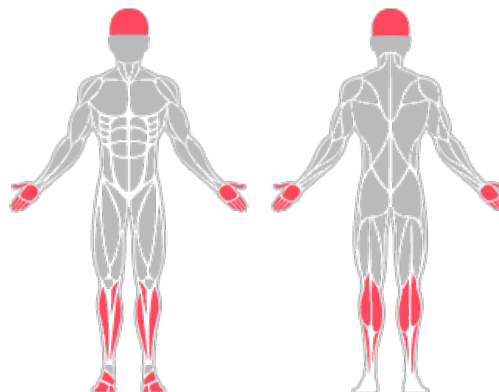
20.0%
Fractures

The two main incident types were:

- Being hit by an animal (33.3%)
- Being hit by moving objects (20.0%)

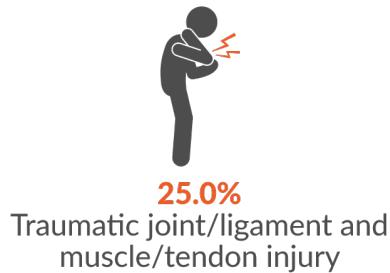
Main body areas injured were:

- Cranium (13.3%)
- Hand (13.3%)
- Lower leg (13.3%)
- Foot (13.3%)



Falls, trips and slips of a person

The main three injury groups resulting from falls, trips and slips of a person were:

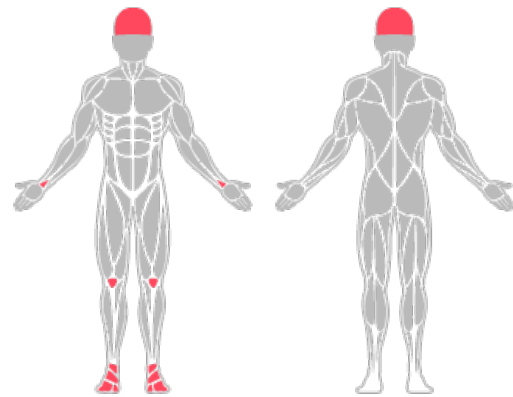


The two main incident types were:

- Falls from a height (58.3%)
- Stepping, kneeling or sitting on objects (25.0%)

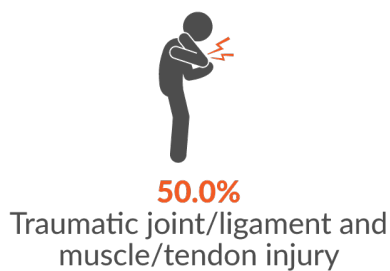
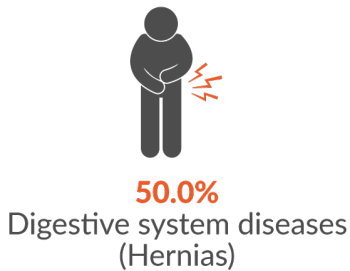
Main body areas injured were:

- Brain (16.7%)
- Wrist (16.7%)
- Knee (16.7%)
- Ankle (16.7%)
- Foot (16.7%)



Body stressing

The main two injury groups resulting from body stressing were:



The main incident types were:

- Muscular stress while lifting, carrying or putting down objects (75.0%)
- Muscular stress while handling objects other than lifting, carrying (25.0%)

The main body areas injured were:

- Abdominal muscles and tendons (50.0%)
- Shoulder (25.0%)
- Forearm (25.0%)

