

Statistics snapshot

2022-23 Work health and safety statistics - Construction

Key injury claims information



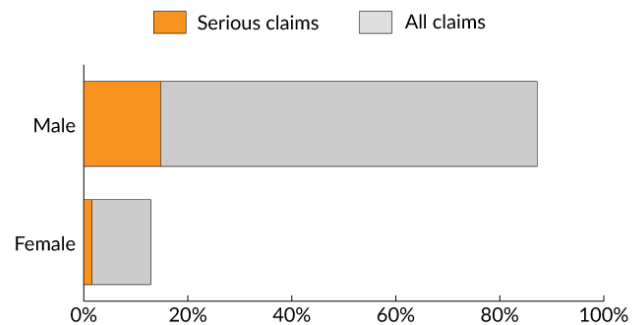
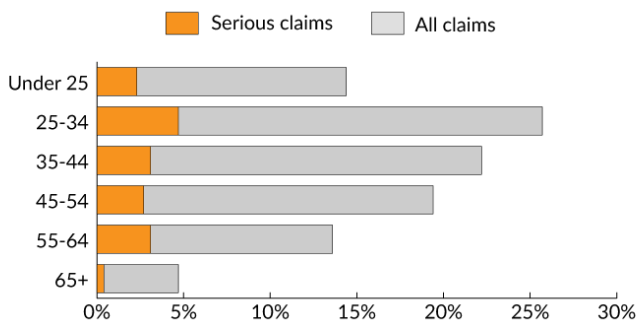
372
Total lost time
in weeks



\$4,929,055
Total claims cost

* Claims where the worker needed at least one week of due to their injuries are considered serious injuries.

Injury claims by age and gender



Main occupations seriously injured



11.9%
Plumbers



9.5%
Other Miscellaneous Labourers
and Related Workers



9.5%
Structural Steel and
Welding Tradespersons

Main industry sub-groups by serious injury claims



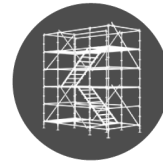
16.7%

Electrical Services



14.3%

Non-residential
Building Construction NEC



11.9%

Construction Services NEC

Main mechanisms of serious injury



26.2%

Being hit by
moving objects



26.2%

Body stressing



21.4%

Falls, trips and
slips of a person

Break down by main mechanisms of serious injury

Being hit by moving objects

The main three injury groups resulting from being hit by moving objects were:



54.4%

Wounds, lacerations, amputations
and internal organ damage



18.2%

Fractures



18.2%

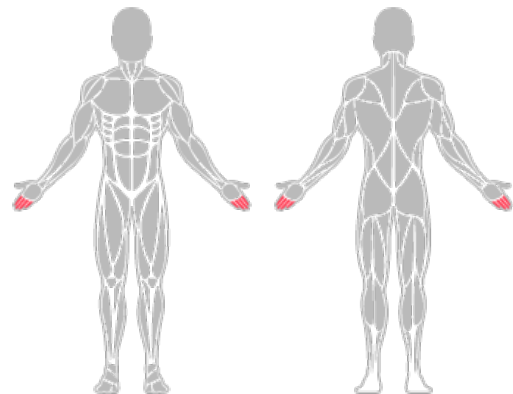
Traumatic joint/ligament and
muscle/tendon injury

The three main incident types were:

- Being hit by falling object (45.5%)
- Being trapped between stationary and moving object (18.2%)
- Being hit by moving object (18.2%)

Main body area injured was:

- Fingers (45.5%)



Body stressing

The two injury groups resulting from body stressing were:



90.9%

Traumatic joint/ligament and muscle/tendon injury

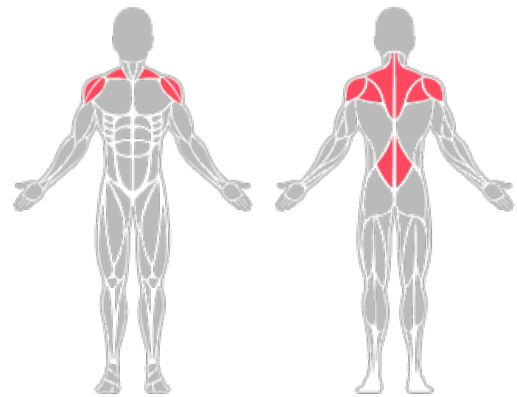


9.1%

Digestive system diseases (Hernias)

The two main incident types were:

- Muscular stress while lifting, carrying, or putting down objects (63.6%)
- Muscular stress while handling objects other than "lifting, carrying or putting down" (27.3%)



The main body areas injured were:

- Lower back (36.4%)
- Shoulder (18.2%)

Falls, trips and slips of a person

The three main injury groups resulting from falls, trips and slips of a person were:



33.3%

Traumatic joint/ligament and muscle/tendon injury



33.3%

Fractures

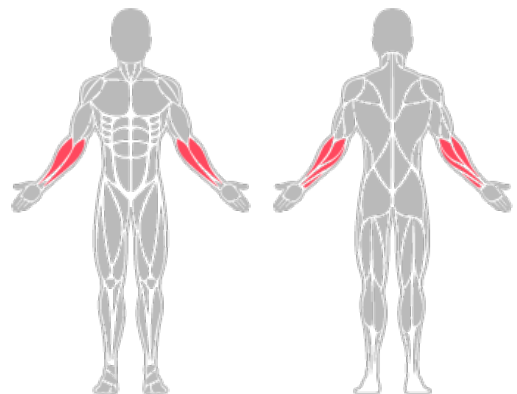


22.2%

Wounds, lacerations, amputations and internal organ damage

The three main incident types were:

- Falls from a height (44.4%)
- Falls on the same level (33.3%)
- Stepping, kneeling or sitting on objects (22.2%)



The main body area injured was:

- Forearm (22.2%)