

# NT Work Health and Safety Statistics 2019-20\*

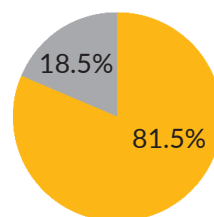
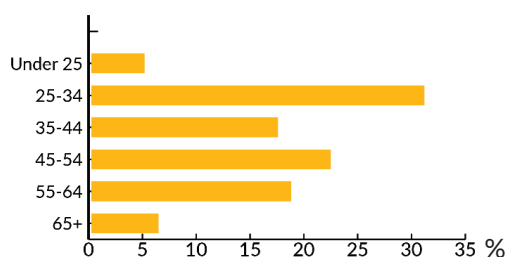
## Health and community services industry

### Workers' compensation claims



There were **214** claims accepted in the Health and community services industry. **81** or **37.9%** of the claims were for serious injuries where the worker needed at least one week off due to their injuries.

### Serious injury claims - worker age and gender



### Main mechanism of injury for serious injury claims



**32.1%**  
Body stressing



**29.6%**  
Falls, slips & trips of a person



**23.5%**  
Being hit by moving object

### Main injury types for serious injury claims


Almost **60%** of serious injuries were traumatic joint/ligament and muscle/tendon injuries.



**59.3%**  
Traumatic joint/ligament and muscle/tendon injury



**12.3%**  
Wounds, lacerations, amputations and internal organ damage



**8.6%**  
Fractures

\* Preliminary data subject to revision in subsequent years as claims are finalised.